

## Challenger 604 - Falcon 2000EX - Sovereign

Sample Report

### Bombardier/Challenger 604



### Dassault Falcon 2000EX



### Cessna Citation Sovereign



This report was created using the following assumptions:

- 250 Part 91 Hours
- 150 Part 135 Hours
- 85:15 Owner/Company split on Retail Charter Rate

#### Controller

Thomas Crawford | 402-417-7639

Powered By:  Aircraft  
Cost Calculator

# Annual & Hourly Cost Detail

Details	Bombardier/Challenger 604	Dassault Falcon 2000EX	Cessna Citation Sovereign
Min Crew / Max Passengers	2 / 10	2 / 10	2 / 9
Seats Full Range	3,662 NM / 4,219 SM	3,781 NM / 4,356 SM	2,554 NM / 2,942 SM
Normal Cruise Speed	459 KTS / 528 MPH	482 KTS / 555 MPH	459 KTS / 528 MPH
Average Pre-Owned Price	\$6,291,300	\$7,512,000	\$9,033,600
Cost Per NM	\$6.66 / NM	\$6.14 / NM	\$5.33 / NM

## General Parameters

Annual Owner Hours	250	250	250
Annual Charter Hours	150	150	150
Fuel Cost Per GAL	\$4.25 / GAL	\$4.25 / GAL	\$4.25 / GAL
Mileage for Owner Hours	111,883 NM	117,488 NM	111,883 NM

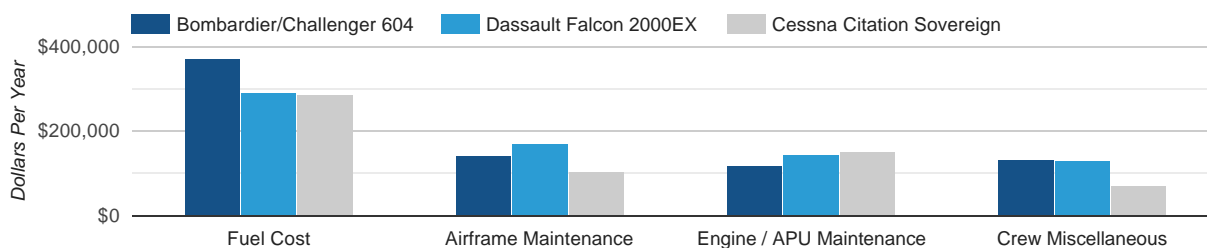
## Owner Hourly Cost Analysis

Fuel Usage	348 GAL / HR	274 GAL / HR	271 GAL / HR
Fuel Cost	\$4.25 / GAL	\$4.25 / GAL	\$4.25 / GAL
Fuel Cost Per Hour	\$1,479	\$1,165	\$1,152
Airframe Maintenance	\$569	\$686	\$407
Engine / APU Maintenance	\$483	\$585	\$604
Total Maintenance	\$1,052	\$1,271	\$1,011
Crew Misc.	\$526	\$522	\$282
Hourly Variable Cost	\$3,057	\$2,958	\$2,445
Hourly Fixed Cost w/o Charter	\$2,140	\$2,100	\$1,811
Hourly Fixed Cost with Charter	\$1,108	\$1,216	\$916
<b>Hourly Cost w/o Charter</b>	<b>\$5,197</b>	<b>\$5,058</b>	<b>\$4,256</b>
<b>Hourly Cost with Charter</b>	<b>\$4,165</b>	<b>\$4,173</b>	<b>\$3,361</b>

## Annual Variable Costs

Fuel Usage	87,000 GAL	68,500 GAL	67,750 GAL
Fuel Cost	\$369,750	\$291,125	\$287,938
Airframe Maintenance	\$142,250	\$171,500	\$101,750
Engine / APU Maintenance	\$120,750	\$146,250	\$151,000
Crew Misc	\$131,500	\$130,500	\$70,500
<b>Total Variable Cost</b>	<b>\$764,250</b>	<b>\$739,375</b>	<b>\$611,188</b>

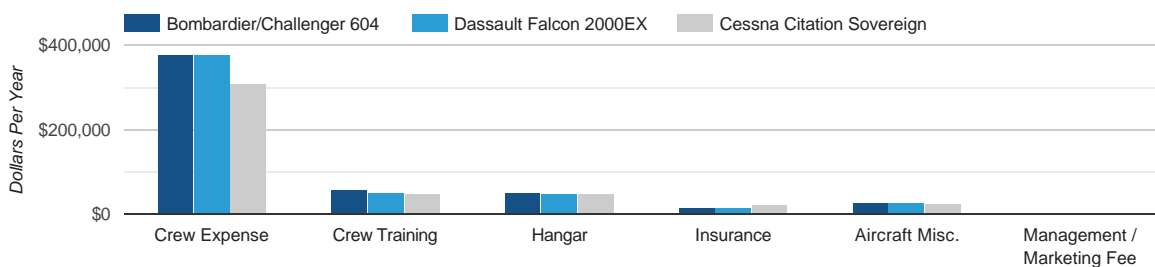
Annual Variable Costs



## Annual & Hourly Cost Detail Cont.

Annual Fixed Cost	Bombardier/Challenger 604	Dassault Falcon 2000EX	Cessna Citation Sovereign
Crew Expense	\$377,995	\$377,995	\$311,219
Crew Training	\$59,337	\$51,750	\$48,024
Hangar	\$51,368	\$49,200	\$46,843
Insurance	\$17,726	\$17,675	\$21,715
Aircraft Misc.	\$28,500	\$28,500	\$25,000
Management / Marketing Fee	\$0	\$0	\$0
Payment / Capital Cost	\$0	\$0	\$0
Original Aircraft Cost	\$0	\$0	\$0
Annual Residual Depreciation	0%	0%	0%
Term of Ownership	0 Year(s)	0 Year(s)	0 Year(s)
Average Depreciation / Year	\$0	\$0	\$0
<b>Total Fixed Cost w/o Charter</b>	<b>\$534,926</b>	<b>\$525,120</b>	<b>\$452,801</b>
Net Charter Profit Contribution	\$257,850	\$221,175	\$223,838
<b>Total Fixed Cost with Charter</b>	<b>\$277,076</b>	<b>\$303,945</b>	<b>\$228,964</b>

**Annual Fixed Costs**

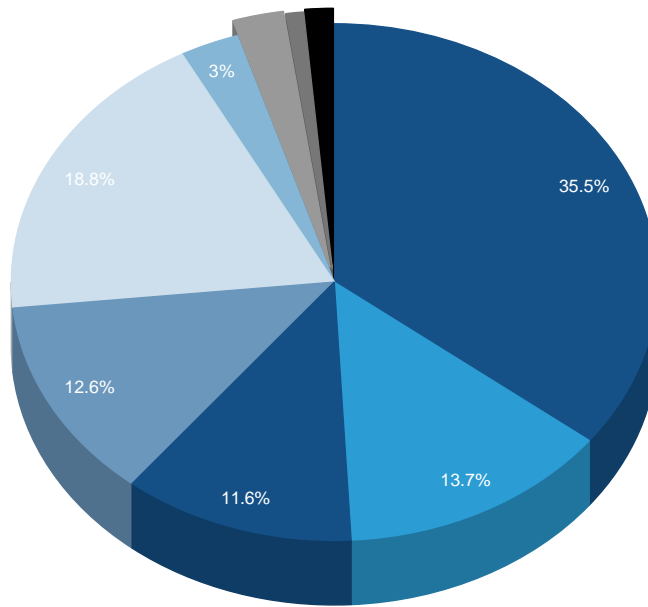


Annual Charter Revenue and Profit Contribution	Bombardier/Challenger 604	Dassault Falcon 2000EX	Cessna Citation Sovereign
Charter Revenue	\$637,500	\$586,500	\$548,250
Variable Cost of Charter	\$379,650	\$365,325	\$324,413
Net Charter Profit Contribution	\$257,850	\$221,175	\$223,838
<b>Owner Monthly Allocation</b>			
Monthly Hours	21	21	21
Monthly Budget	\$86,777	\$86,943	\$70,013
<b>Owner Annual Allocation</b>			
Annual Hours	250	250	250
Annual Budget	\$1,041,326	\$1,043,320	\$840,151

## Annual & Hourly Cost Detail Cont.

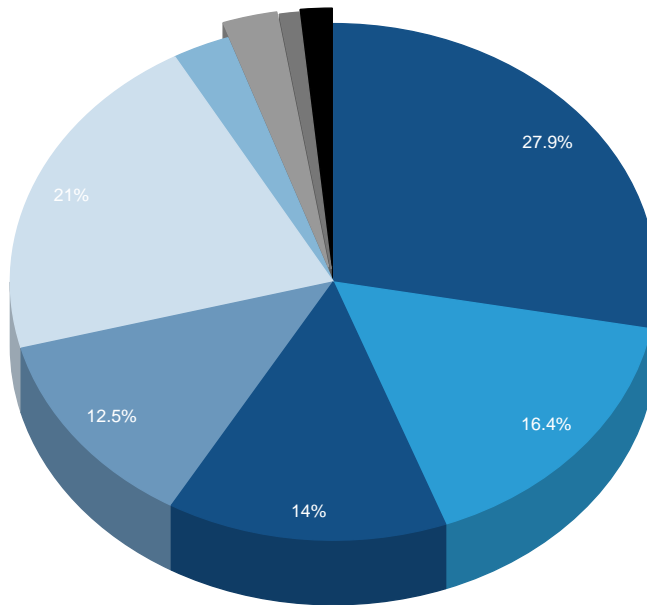
Budget by Percentages	Bombardier/Challenger 604	Dassault Falcon 2000EX	Cessna Citation Sovereign
Fuel Cost	35.5 %	27.9 %	34.3 %
Airframe Maintenance	13.7 %	16.4 %	12.1 %
Engine / APU Maintenance	11.6 %	14.0 %	18.0 %
Crew Misc.	12.6 %	12.5 %	8.4 %
Crew Expense	18.8 %	21.0 %	18.7 %
Crew Training	3.0 %	2.9 %	2.9 %
Hangar	2.6 %	2.7 %	2.8 %
Insurance	0.9 %	1.0 %	1.3 %
Aircraft Misc.	1.4 %	1.6 %	1.5 %
Management / Marketing Fee	0.0 %	0.0 %	0.0 %
Payment / Capital Cost	0.0 %	0.0 %	0.0 %
Average Depreciation / Year	0.0 %	0.0 %	0.0 %
Total Percentages	100.0 %	100.0 %	100.0 %

**Bombardier/Challenger 604**



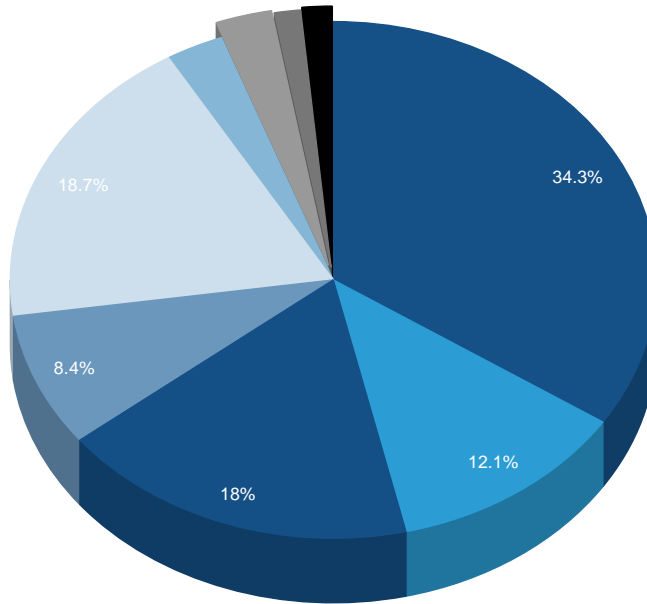
■ Fuel Cost 
 ■ Aircraft Maintenance 
 ■ Engine / APU Maintenance 
 ■ Crew Misc. 
 ■ Crew Expense 
 ■ Crew Training 
 ■ Hangar 
 ■ Insurance 
 ■ Aircraft Misc. 
 ■ Management Fee 
 ■ Payment / Capital Cost 
 ■ Average Depreciation

**Dassault Falcon 2000EX**



- Fuel Cost
- Aircraft Maintenance
- Engine / APU Maintenance
- Crew Misc
- Crew Expense
- Crew Training
- Hangar
- Insurance
- Aircraft Misc
- Management Fee
- Payment / Capital Cost
- Average Depreciation

**Cessna Citation Sovereign**



- Fuel Cost
- Aircraft Maintenance
- Engine / APU Maintenance
- Crew Misc
- Crew Expense
- Crew Training
- Hangar
- Insurance
- Aircraft Misc
- Management Fee
- Payment / Capital Cost
- Average Depreciation

## Annual Operational Cost Summary

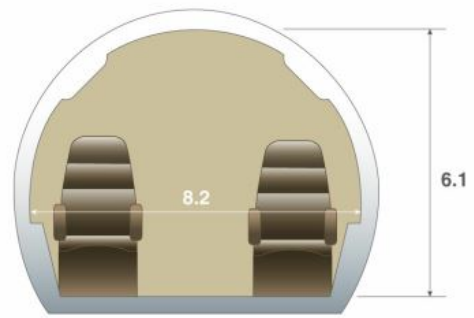
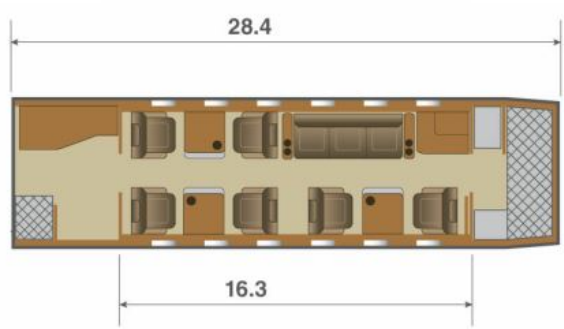
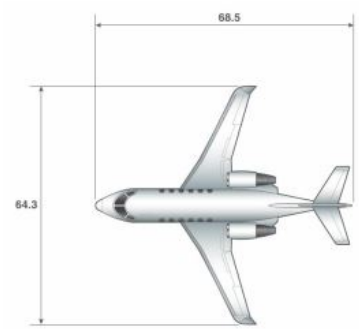

Operational Cost Summary	Bombardier/Challenger 604	Dassault Falcon 2000EX	Cessna Citation Sovereign
Fixed Cost	\$534,926	\$525,120	\$452,801
Variable Cost	\$764,250	\$739,375	\$611,188
Net Charter Profit	\$257,850	\$221,175	\$223,838
<b>Net Annual Cost</b>	<b>\$1,041,326</b>	<b>\$1,043,320</b>	<b>\$840,151</b>
Owner Hours Flown	250	250	250
Owner Mileage Flown	111,883 NM	117,488 NM	111,883 NM
<b>Owner Cost / Hour w/o Charter</b>	<b>\$5,197</b>	<b>\$5,058</b>	<b>\$4,256</b>
Charter Hours	150	150	150
<b>Owner Cost / Hour with Charter</b>	<b>\$4,165</b>	<b>\$4,173</b>	<b>\$3,361</b>
Charter Hourly Cost Detail			
Charter Revenue / Charter Hour	\$4,250	\$3,910	\$3,655
Charter Variable Cost / Charter Hour	\$2,531	\$2,436	\$2,163
<b>Net Charter Profit / Charter Hour</b>	<b>\$1,719</b>	<b>\$1,475</b>	<b>\$1,492</b>

# Specification Sheet

Basic Variable Cost Data	Bombardier/Challenger 604	Dassault Falcon 2000EX	Cessna Citation Sovereign
Airframe Maintenance Per Hour	\$569	\$686	\$407
Engine APU Maintenance Per Hour	\$483	\$585	\$604
Fuel Cost Per Hour	\$1,479	\$1,165	\$1,152
Crew Misc.	\$526	\$522	\$282
Total Variable Cost Per Hour	\$3,057	\$2,958	\$2,445
Cost Per NM	\$6.66	\$6.14	\$5.33
Additional Aircraft Information			
Min. Crew / Max. Passengers	2 / 10	2 / 10	2 / 9
Baggage Capacity Ext. / Int.	00.00 ft <sup>3</sup> / 115.00 ft <sup>3</sup>	00.00 ft <sup>3</sup> / 131.00 ft <sup>3</sup>	100.00 ft <sup>3</sup> / 35.00 ft <sup>3</sup>
Cabin Height	06'01"	06'02"	05'08"
Cabin Width	08'02"	07'08"	05'06"
Cabin Length	28'05"	31'00"	25'03"
Cabin Volume	1,411.76 ft <sup>3</sup>	1,465.61 ft <sup>3</sup>	786.96 ft <sup>3</sup>
Years in Production	1996-2007	2003-2004	2004-2013
Active Fleet (Approximate)	363	26	348
Average Pre-Owned Asking Price	\$6,291,300	\$7,512,000	\$9,033,600
Basic Aircraft Performance Data			
Seats Full Range	3,662 NM	3,781 NM	2,554 NM
Ferry Range (No Payload)	4,016 NM	3,944 NM	2,934 NM
Basic Field Take-off Distance	5,620'	5,445'	3,714'
Landing Distance	2,927'	3,309'	2,953'
Avg. Block Speed	448 KTS / 516 MPH	470 KTS / 541 MPH	448 KTS / 516 MPH
Long Range Cruise Speed	414 KTS / 477 MPH	431 KTS / 496 MPH	378 KTS / 435 MPH
Fuel Usage	348 GAL/HR	274 GAL/HR	271 GAL/HR
Service Ceiling	41,000'	47,000'	47,000'
Useful Payload with Full Fuel	1,231 LBS	2,486 LBS	1,147 LBS
Maximum Take Off Weight	48,200 LBS	42,200 LBS	30,300 LBS
Maximum Landing Weight	38,000 LBS	39,300 LBS	27,100 LBS
Basic Operating Weight	26,423 LBS	22,610 LBS	17,696 LBS
Total Usable Fuel Weight	19,354 LBS	16,244 LBS	10,942 LBS

# Interior/Exterior Floorplan/Cross Section

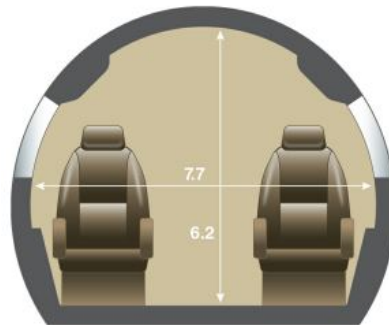
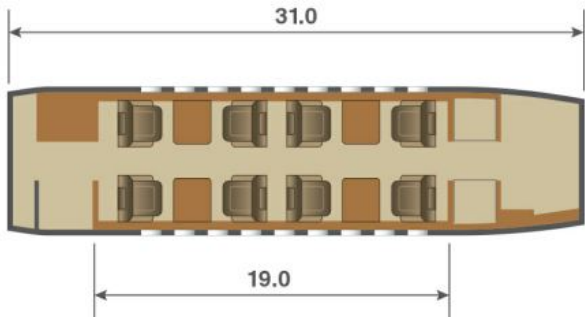
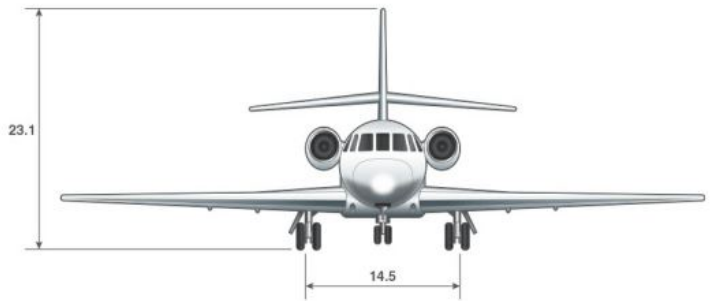
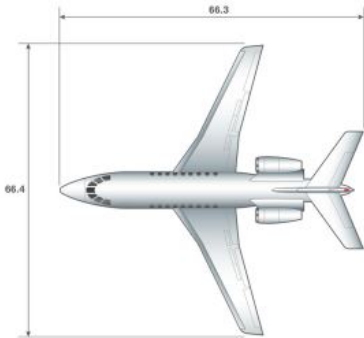

Bombardier/Challenger 604





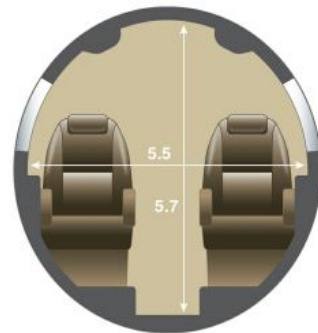
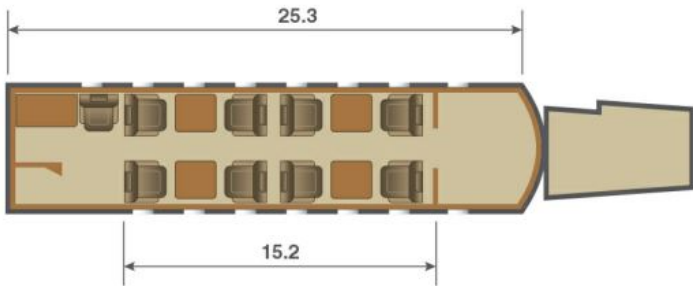
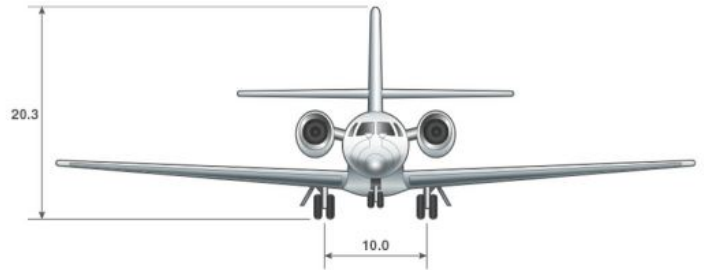
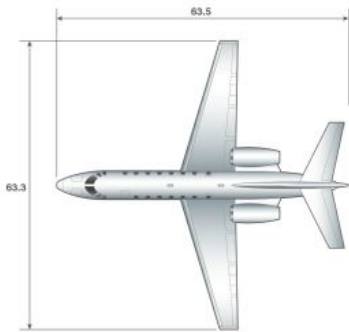
# Interior/Exterior Floorplan/Cross Section

Dassault Falcon 2000EX



# Interior/Exterior Floorplan/Cross Section

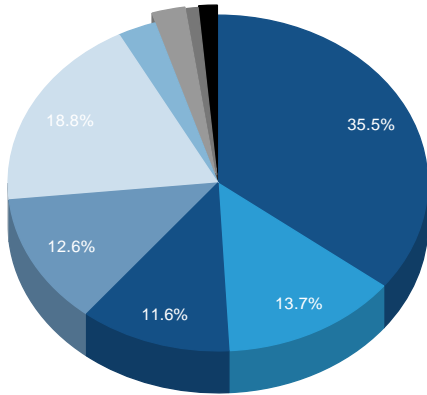
Cessna Citation Sovereign



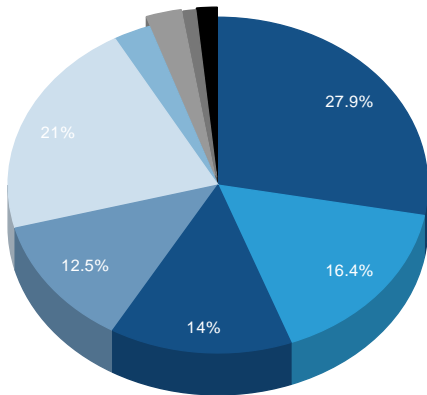
# Charts

## Total Annual Budget

**Bombardier/Challenger 604**

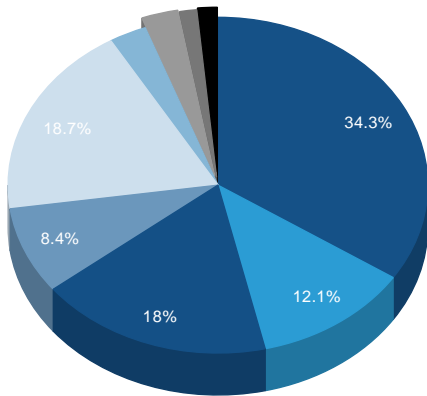


**Dassault Falcon 2000EX**



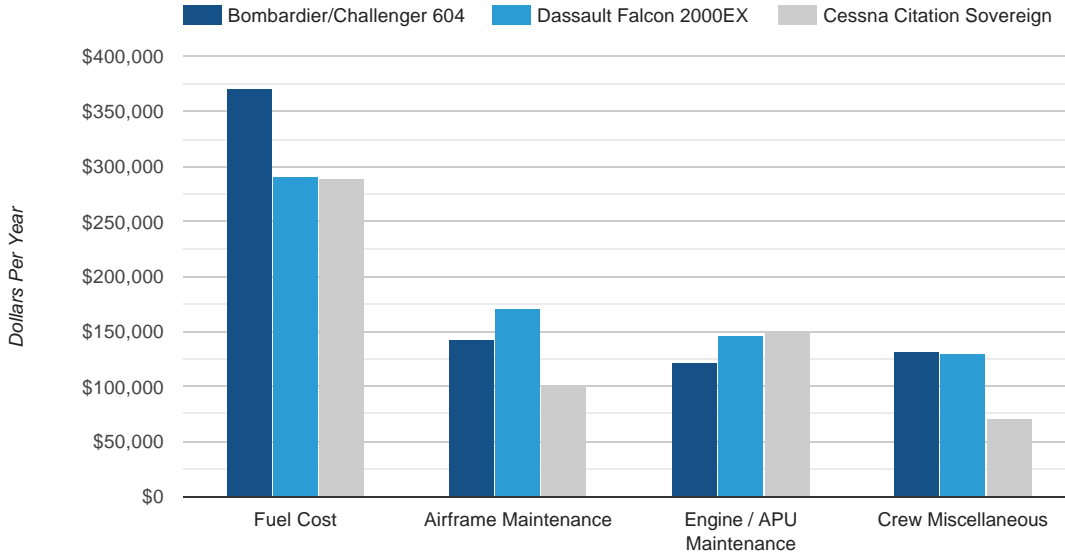
- Fuel Cost
- Aircraft Maintenance
- Engine / APU Maintenance
- Crew Misc
- Crew Expense
- Crew Training
- Hangar
- Insurance
- Aircraft Misc
- Management Fee
- Payment / Capital Cost
- Average Depreciation

**Cessna Citation Sovereign**

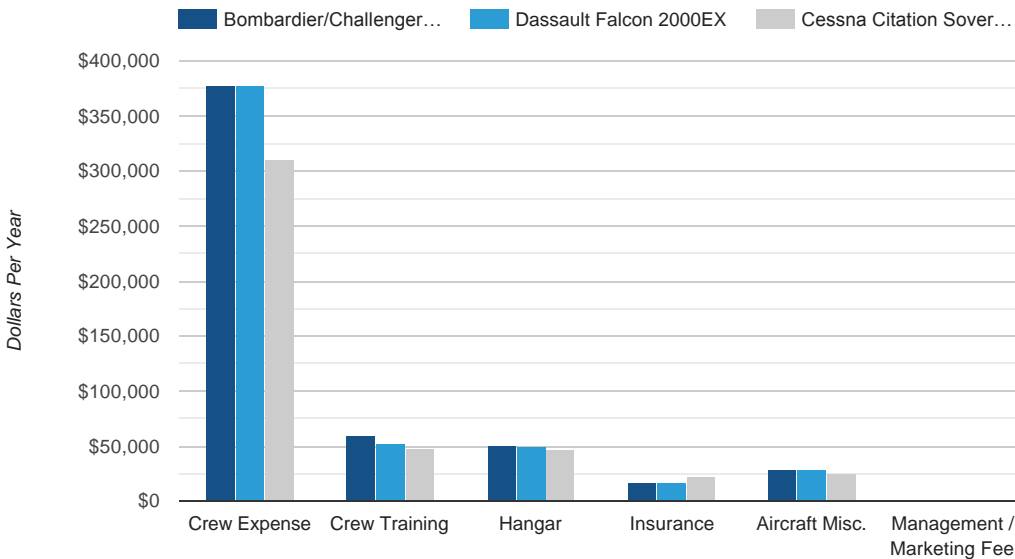


# Charts Cont.

## Annual Variable Costs



## Annual Fixed Costs



## Annual Operational Cost Summary

General Parameters	Bombardier/Challenger 604	Dassault Falcon 2000EX	Cessna Citation Sovereign
Annual Owner Hours	250	250	250
Fuel Cost Per GAL	\$4.25	\$4.25	\$4.25
Mileage for Owner Hours	111,883 NM	117,488 NM	111,883 NM
<b>Annual Variable Costs</b>			
Fuel Usage	87,000 GAL	68,500 GAL	67,750 GAL
Fuel Cost	\$369,750	\$291,125	\$287,938
Airframe Maintenance	\$142,250	\$171,500	\$101,750
Engine /APU Maintenance	\$120,750	\$146,250	\$151,000
Crew Misc	\$131,500	\$130,500	\$70,500
<b>Total Variable Cost</b>	<b>\$764,250</b>	<b>\$739,375</b>	<b>\$611,188</b>
<b>Annual Fixed Costs</b>			
Crew Expense	\$377,995	\$377,995	\$311,219
Crew Training	\$59,337	\$51,750	\$48,024
Hangar	\$51,368	\$49,200	\$46,843
Insurance	\$17,726	\$17,675	\$21,715
Aircraft Misc.	\$28,500	\$28,500	\$25,000
Management / Marketing Fee	\$0	\$0	\$0
Payment / Capital Cost	\$0	\$0	\$0
Original Aircraft Cost	\$0	\$0	\$0
Annual Residual Depreciation	0 %	0 %	0 %
Term of Ownership	0 Year(s)	0 Year(s)	0 Year(s)
Average Depreciation / Year	\$0	\$0	\$0
<b>Total Fixed Cost</b>	<b>\$534,926</b>	<b>\$525,120</b>	<b>\$452,801</b>
<b>Annual Charter Revenue and Profit Contribution</b>			
Charter Revenue	\$637,500	\$586,500	\$548,250
Variable Cost of Charter	\$379,650	\$365,325	\$324,413
<b>Net Charter Profit Contribution</b>	<b>\$257,850</b>	<b>\$221,175</b>	<b>\$223,838</b>
<b>Owner Monthly Allocation</b>			
Monthly Hours	21	21	21
Monthly Budget	\$86,777	\$86,943	\$70,013
<b>Owner Annual Allocation</b>			
Annual Owner Hours	250	250	250
Annual Budget	\$1,041,326	\$1,043,320	\$840,151

# Range Map



**Note:**

For Jets & Turboprops "Seats Full Range" represents the maximum IFR range of the aircraft at Normal Cruise with all passenger seats occupied. ACC assumes NBAA IFR alternate fuel reserve calculation for a 200 nautical mile alternate. Does not include winds aloft or any other weather related obstacles.



